



Sing! Sing! Sing!

HOW TO BE MORE
INTENTIONAL AND CREATIVE
WITH MUSIC

Sean Nelson, Presenter

Stuff Anyone Can Do

(even you)



We
It

Will
Is

We
Time

Will
For

Rock You!
Mu - sic!



MUSIC AS AN ATTENTION GETTER

Music is a fantastic tool for getting children's attention. Children have a natural tendency to copy other people. Use this natural tendency to your advantage. Keep these spontaneous attention getters simple so that the children won't get frustrated.

- ✓ Clapping
- ✓ Stomping
- ✓ Tapping
- ✓ Nonsense Sounds
- ✓ Spontaneous "Mini-Songs"



Everyone's Favorite Clean Up Song!



Clean Up! Clean Up! Ev - ry - bo - dy Ev - ry - where!



Clean Up! Clean Up! Ev - ry - bo - dy Do Their Share!

My Thumbs Are Starting to Wiggle



Traditional

1. My thumbs are start - ing to wig - gle,

My thumbs are start - ing to wig gle,

My thumbs are start - ing to wig - gle,

A - round and a - round and a - round.

2. ...hands... 3. ...arms... 4. ...legs...
5. Now all of me is a-wigglin', ...
I think I'd better sit down.

One Finger, One Thumb

F major
s₁ d r m f s Traditional

1. One fin - ger, one thumb, keep mov - ing,
One fin - ger, one thumb, keep mov - ing,
One fin - ger, one thumb, keep mov - ing,
And chase your cares a - way.____
And chase your cares a - way.____
And chase your cares a - way.____

2. one arm, keep moving...
3. one arm, one leg, keep moving...
4. one arm, one leg, wave your hand, keep moving...
5. one arm, one leg, wave your hand, stand up, sit down, keep moving...

A B
C D E F
G
every
one look
up at
me

HI

J K

LMN

O

it's time

to line

up and

go

A B
C D E F G
stand up
when I
get to 3!

1-----2-----3!


Stamping Land



Folk Song from Denmark
English Words by Louise Kessler



1. "Fol - low me to Stamp - ing Land, Stamp - ing Land,
2. "Fol - low me to Clap - ping Land, Clap - ping Land,
3. "Fol - low me to Tip - toe Land, Tip - toe Land,



It's So Good to See You

F major

d r m f s

Words and Music by
Randy DeLelles

F Gm7

do

It's so good to see you, I al-most could-n't wait, would you

C7 F

clap hour hands
pat your knees
touch your nose
nod your head

and count to eight?

Spoken:

"1, 2, 3, 4, 5, 6, 7, 8."

MUSIC AS A TRANSITION



We Will We Will Rock You!
It Is Time For Mu - sic!


USE MUSIC THAT **YOU KNOW**. EVERYONE KNOWS A FEW SONGS. DON'T BE AFRAID TO CHANGE THE WORDS ON A SONG YOU ALREADY KNOW!



IF THIS SONG DOESN'T GET THEIR ATTENTION, NOTHING WILL!



Fish heads, fish heads, rol-ly pol-ly fish heads. Fish heads, fish heads, eat 'em up, Yum!
Come on in and sit on the car-pet. It is time to — start mu-sic class!



Fish heads, fish heads, rol-ly pol-ly fish heads. Fish heads, fish heads, eat 'em up, Yum!
Come on in and si-it on the car-pet. It is time to start mu-sic class!

ANY SONG IS FAIR GAME! IF YOU THINK
IT'S GOOFY, YOU CAN'T SELL IT TO THE
KIDS. DON'T BE EMBARRASSED, BECAUSE
THE KIDS WILL THINK THAT YOU HAVE A
FANTASTIC VOICE.



It is time to clean up now, clean up now, clean up now.
It is time to line up now, line up now, line up now.
You all need to lis-ten please, lis-ten please, lis-ten please.



It is time to clean up now, it's time to go to lunch!
It is time to line up now, it's time to all go home!
You all need to lis-ten please and look up at the front!

Teaching With Music

Brush Your Teeth

Four-tone

s k d m s l

Adapted and Arranged by
Louise Dain and Raffi

Swing style F

1. When you wake up in the morn - ing and it's
 (2.) wake up in the morn - ing and it's
 (3.) wake up in the morn - ing and it's
 (4.) wake up in the morn - ing and it's

F

quar - ter to one___ And you want to have a
 quar - ter to two___ And you want to find___
 quar - ter to three___ And your mind starts hum - ming
 quar - ter to four___ And you think you hear a

F C7 F

lit - tle fun
 some - thing to do } you brush your teeth, ch ch ch ch ch
 twid - dle de dee,
 knock on your door,

F C7 F

ch, ch ch ch___ You brush your teeth, ch ch ch ch ch



1.-3. F 4. F

ch ch ch ch. When you ch ch ch ch. 5. When you

F

wake up in the morn-ing and it's quar-ter to five. (And you

B \flat F B \flat F C7

just can't wait to come a - live)* You brush your

F C7

teeth, ch ch ch ch ch ch ch ch, You brush your

F

teeth, ch ch ch ch ch ch ch ch.

* You may wish to have children speak this phrase.



Musical staff 1 (Vocal line):
Outside my win - dow - - - - I see a rain - bow -

Musical staff 2 (Instrumental line):
Red Orange YelHow Green Blue Vi-o-let. Red Orange YelHow Green Blue Vi-o-let. Red Orange YelHow

Musical staff 3 (Vocal line):
- - All the colors of the rain - bow - with the clouds up in the sky.


Musical staff 4 (Instrumental line):
Green Blue Vi-o - let. Red Orange YelHow Green Blue Vi - o-let. Red Orange YelHow Green Blue Vi-o-let.



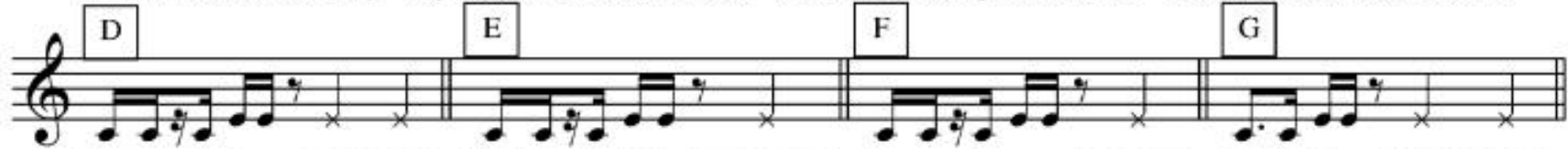
Two plus two is four, four plus four is eight, eight plus eight is six-teen, six - teen plus six - teen is thir-ty-two.
 Two times two is four, three times three is nine, four times four is six-teen, five times five is twen-ty-five.



There's a fire station down the street, and the fire man's name is Pete, and when people call 9 1 1, all the



fire men start to run! They ring the bell, CLANG! CLANG! Slide down the pole, SSSSS! Start the truck, VROOMROOM!



Turn on the siren, WOO! WOO! Climb up the ladder, TKTKTKTK! Turn on the water, SHHHHH! Save the kitty, MEOWMEOW!



Fi - re's out! WHEEW! There's a fire sta - tion down the street, and the



fi - re - man's name is Pete, and when people dial 9 1 1, all the fire - men start to run!



Fuz-zy fuz-zy cat-er-pil-lar crawl-ing crawl-ing by. Don't you know that some-day you will
Ti-ny ti-ny pol-li-wo-og swim-ming 'round the log. Don't you know that some-day you'll grow
lit-tle tad-pole

be a but-ter-fly - y - y? Don't you know that some-day you will be a but-ter-fly?
up to be a fro-o-og? Don't you know that some-day you'll grow up to be a frog?

The Old Gray Cat

G major

s, l, t, d m

Traditional American Song

G

1. The old gray cat is sleep - ing,
 2. The lit - tle mice are creep - ing,
 3. The lit - tle mice are nib - bling,
 4. The lit - tle mice are sleep - ing,
 5. The old gray cat comes creep - ing,

D7 G

sleep - ing, sleep - ing, The old gray cat is
 creep - ing, creep - ing, The lit - tle mice are
 nib - bling, nib - bling, The lit - tle mice are
 sleep - ing, sleep - ing, The lit - tle mice are
 creep - ing, creep - ing, The old gray cat comes

G C D7 G

sleep - ing in the house.
 creep - ing through the house.
 nib - bling in the house.
 sleep - ing in the house.
 creep - ing through the house.

6. The little mice all scamper...through the house.

See the Pony Galloping

D major
d r m f s


Children's Singing Game

The musical score is written in D major (one sharp) and 2/4 time. It consists of eight staves of music. The first staff shows the key signature and a rhythmic pattern of quarter notes: d, r, m, f, s. The following seven staves contain the melody with lyrics underneath. Chord symbols (D and A) are placed above the notes to indicate accompaniment. The lyrics are: 'See the po - ny gal-lop-ing, gal-lop-ing, Down the coun-try lane. See the po - ny gal-lop-ing, gal-lop-ing, Down the coun - try lane. See the po - ny gal-lop-ing, gal-lop-ing, Down the coun - try lane. See the po - ny com-ing home, all tired out. All tired out, All tired out.'

See the po - ny gal-lop-ing, gal-lop-ing, Down the coun-try
lane. See the po - ny gal-lop-ing, gal-lop-ing,
Down the coun - try lane. See the po - ny
gal-lop-ing, gal-lop-ing, Down the coun - try lane.
See the po - ny com-ing home, all tired out.
All tired out, All tired out.

Oh, A-Hunting We Will Go

Four-tone



English Folk Song
Additional Verses by John Langstaff



2. We'll catch a lamb and put him in a pram,...
3. We'll catch a goat and put him in a boat...
4. We'll catch a bear and put him in underwear...
5. We'll catch a whale and put him in a pail...
6. We'll catch a snake and put him in a cake...
7. We'll catch a mouse and put him in a house...
8. We'll catch a pig and put him in a wig...
9. We'll catch a skunk and put him in a bunk...
10. We'll catch an armadillo and put him in a pillow...
11. We'll catch a fish and put him in a dish...
12. We'll catch a brontosaurus and put him in a chorus...
13. We'll just pretend and in the end, we'll always let them go!

Head and Shoulders, Baby

E^b major

S₁ I₁ D M S

African American Street Game
As Sung by René Boyer-Alexander

1. Head and shoul - ders, ba - by,)
 2. Knee and an - kle, ba - by,) one, two, three.
 3. Milk the cow, _____ ba - by,)
 4. Throw the ball, _____ ba - by,)

- Head and shoul - ders, ba - by,)
 Knee and an - kle, ba - by,) one, two, three.
 Milk the cow, _____ ba - by,)
 Throw the ball, _____ ba - by,)

- Head and shoul - ders, head and
 Knee and an - kle, knee and
 Milk the cow, _____ milk the
 Throw the ball, _____ throw the

- shoul - ders, head and shoul - ders, ba - by,)
 an - kle, knee and an - kle, ba - by,) one, two, three.
 cow, _____ milk the cow, _____ ba - by,)
 ball, _____ throw the ball, _____ ba - by,)

Walk to School

F major

s₁ d r m f s

American Folk Song
Words by Mary Jaye

F

Walk, walk, walk to school,

Bb C7

Walk to school to - geth - er,

F

Walk, walk, walk to school,

F C7 F

Walk to school to - geth - er.

I Bought Me a Cat



CD 1:21

Pentatonic

d r G m s I

Kentucky Mountain Folk Song

1. I bought me a cat, and the cat pleased me.

I fed my cat un - der yon - der tree.

Cat goes fid - dle - i - fee.



2-5. I bought me a { hen, and the hen pleased me.
duck, and the duck pleased me.
goose, and the goose pleased me.
pig, and the pig pleased me.

I fed my { hen
duck
goose
pig } un - der yon - der tree.

(Cumulative: For each new verse, add lines above.)

Hen goes chim - my chuck, chim - my chuck.
Duck goes quack, ___ quack. ___
Goose goes honk, ___ honk. ___
Pig goes grif - fy, grif - fy.

Cat goes fid - dle - i - fee.

6. Cow: moo, moo
7. Horse: neigh, neigh

Just A Fun Song

She'll Be Comin' 'Round the Mountain



CD 2:9



Southern Mountain Song



1. She'll be com - in' 'round the moun - tain when she comes, (toot toot)
2. She'll be driv - ing six white hor - ses when she comes, (whoa back, toot toot)



She'll be com - in' 'round the moun - tain when she comes, (toot toot)
She'll be driv - ing six white hor - ses when she comes, (whoa back, toot toot)



She'll be com - in' 'round the moun - tain,
She'll be driv - ing six white hor - ses,



She'll be com - in' 'round the moun - tain,
She'll be driv - ing six white hor - ses,



She'll be com - in' 'round the moun - tain when she comes. (toot toot)
She'll be driv - ing six white hor - ses when she comes. (whoa back, toot toot)

3. Oh, we'll all go out to meet her . . . (hi there, whoa back, toot toot)
4. Oh, we'll all have chicken and dumplings . . . (yum yum, etc.)
5. She will have to sleep with Grandma . . . (snoring sound, etc.)

If you have any questions about this presentation, email me at:
nelsons@davie.k12.nc.us

If you would like access to audio for any of the songs that I have done today, and a Notebook copy of this presentation, go to my website:
www.seannelson.homestead.com